

How to Become CPH: eligibility, registration, and maintaining the credential



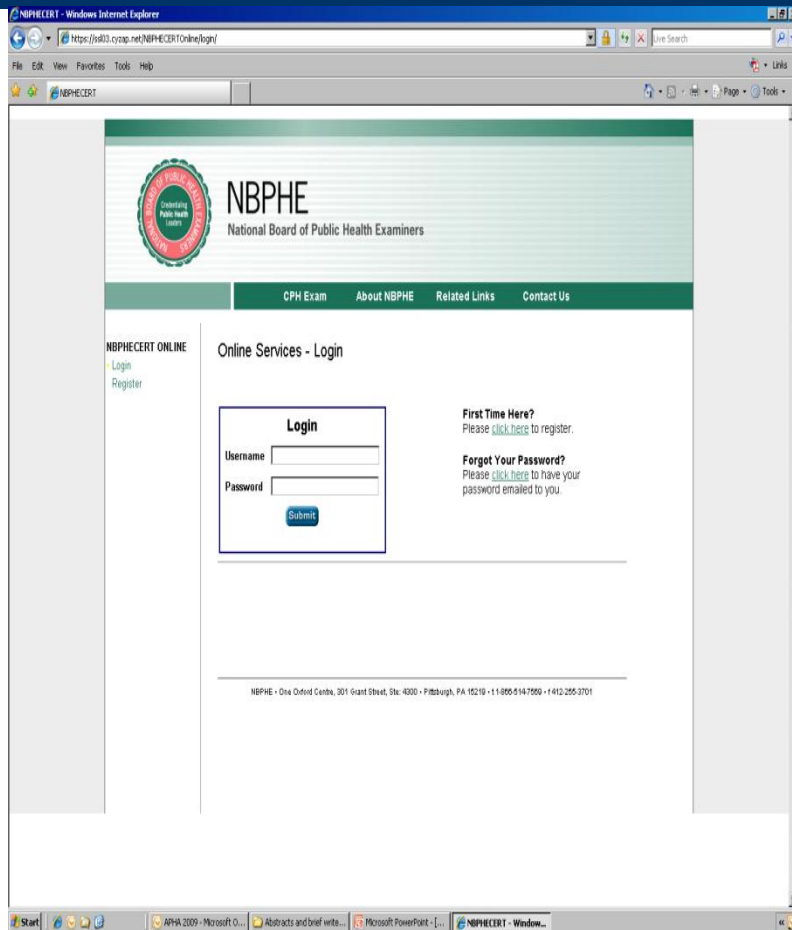
Molly M. Eggleston, MPH, MCHES, CPH
Executive Director, NBPHE

Presentation Date: September 7, 2011

2012 eligibility criteria

- Alumni from CEPH-accredited school or program; completed all degree requirements by December 31, 2011.
- Student at CEPH-accredited school or a program; completed OR concurrently enrolled in 21 credits by December 31, 2011.

Registration for 2012 open now at www.publichealthexam.org



- \$400 through September 30, 2011 (midnight EST)
- Registration continues through November 30, 2011

Got CPH?

Take the Exam!
Get Certified in Public Health (CPH)!
www.publichealthexam.org

Create a profile now for 2012 exam
at www.publichealthexam.org



Who does the exam cost \$400?

Valid exam

- Internal Consistency Reliability= 0.90
- Mean Item Discrimination= 0.29
- 12 of 200 items omitted; varied by content area

Cost Saving Measures

- Volunteer: Item writers, Board members
- Meet by distance technology
- Free study materials
- Established 501c3

Is financial assistance available?

- Check with your academic institution
 - bulk discount rate
- US Dept. of Veteran's Affairs
- Ask your employer...

What do these organizations have in common?



NACCHO
National Association of County & City Health Officials



ASPH
ASSOCIATION OF SCHOOLS OF PUBLIC HEALTH



asthotm



CALIFORNIA STATE UNIVERSITY
EAST BAY

APTR

CLINICAL CONNEXION
HEALTHCARE COMMUNICATIONS

They all want their employees to be CPH!

Be a Public Health Professional. Be CPH.

- Testing period: February 3-27, 2012
- Offered in over 300 locations in U.S. and all over the world
- Appointments for locations and time are on a first-come, first-served basis. So sign up today!
- Visit www.nbphe.org/Examinfo.cfm for more!



When can I take the exam?

You choose.

- Don't pick appointment when register
- Offered once in 2012 - February
- Testing locations worldwide
- Book appointment after receiving Scheduling Permit

Where can I take the exam?

You choose.

The screenshot shows a web browser window titled "Prometric - Test Center Selection - Windows Internet Explorer". The address bar displays "http://securereg3.prometric.com/siteselection.aspx". The page features a navigation menu on the left with options like "Exam Selection", "Test Site Selection", "Information Review", "Privacy Policy Review", "Eligibility Information", "Date and Time Selection", "Personal Information", "Appointment Review", and "Appointment Complete". The main content area is titled "Available Test Sites" and includes a search box with the placeholder text "Address, Neighborhood, City OR Zip/Postal Code" and a "Search" button. Below the search box, a list of test sites is displayed, each with a location pin icon, address, and a "Schedule an Exam" link. A map on the right side of the page shows the search area with several pins indicating test center locations. The bottom of the browser window shows the Windows taskbar with the Start button and several open applications.

Prometric - Test Center Selection - Windows Internet Explorer

http://securereg3.prometric.com/siteselection.aspx

File Edit View Favorites Tools Help

Prometric - Test Center Selection

Select a Language

New Appointment

- Exam Selection
- Test Site Selection**
- Information Review
- Privacy Policy Review
- Eligibility Information
- Date and Time Selection
- Personal Information
- Appointment Review
- Appointment Complete

Available Test Sites

To refine your search and locate alternative testing locations, simply enter a specific address, city or zip/postal code where you wish to take your test.

Address, Neighborhood, City OR Zip/Postal Code

e.g., "1501 Clinton St, Baltimore, MD" or "Paris, France" or "90210"

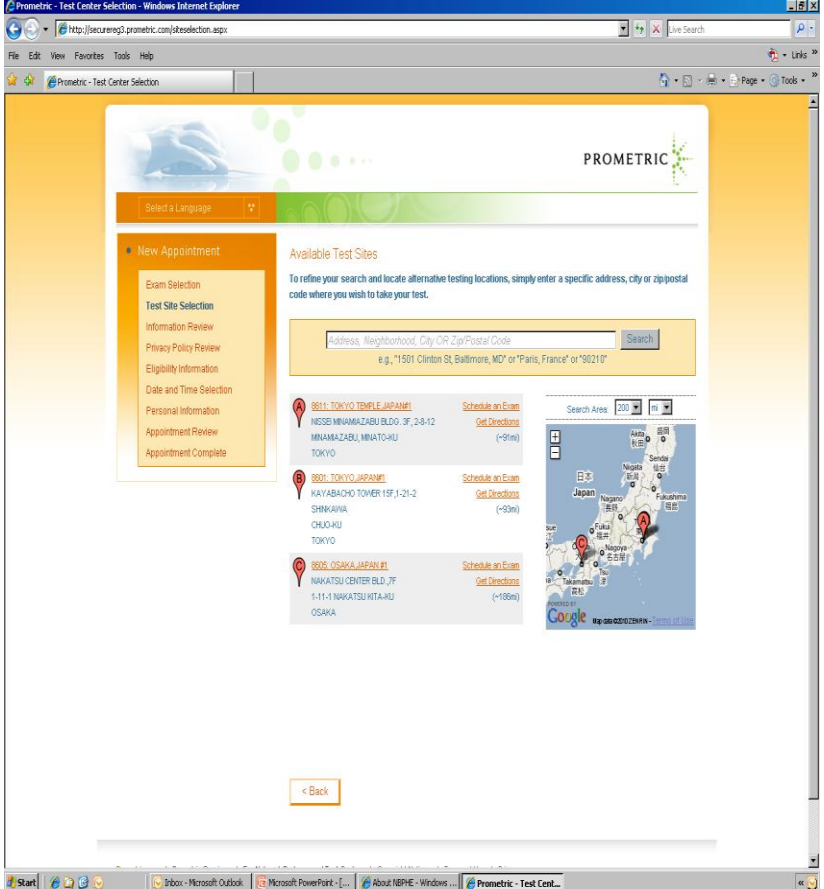
Location	Address	Distance	Action
A	0620: PROMETRIC TEST CENTER 11201 N. 56TH ST SUITE B TEMPLE TERRACE, FL 33617	(~59mi)	Schedule an Exam Get Directions
B	9006: PROMETRIC TEST CENTER 204 S. Hoover Blvd Mariner Square, 2nd Floor SE Tampa, FL 33609	(~65mi)	Schedule an Exam Get Directions
C	0080: PROMETRIC TEST CENTER 2301 LUCIEN WAY SUITE 150 MAITLAND, FL 32751	(~66mi)	Schedule an Exam Get Directions
D	0623: PROMETRIC TEST CENTER 8590 POTTER PARK DRIVE SUITE A SARASOTA, FL 34238	(~66mi)	Schedule an Exam Get Directions
E	5022: PROMETRIC TEST CENTER 4315 Metro Parkway, Suite 120 Training Options Inc Fort Myers: FL 33916	(~76mi)	Schedule an Exam Get Directions

POWERED BY [MapQuest](#) [MapData](#) [MapInfo](#) [Google](#) [TurnOn](#) [Map](#)

< Back

When is the exam offered in my area?

- any day Feb 3 - 27
- use Prometric
- book your choice with the Scheduling Permit
- appointments on a first-come, first-served basis.



The screenshot shows a web browser window titled "Prometric - Test Center Selection - Windows Internet Explorer". The address bar displays "http://securemg2.prometric.com/txselection.aspx". The page content includes a navigation menu on the left with options like "Exam Selection", "Test Site Selection", and "Appointment Complete". The main area is titled "Available Test Sites" and features a search box with the placeholder text "Address, Neighborhood, City OR Zip/Postal Code" and an example "e.g., '1501 Clinton St. Baltimore, MD' or 'Paris, France' or '90210'". Below the search box, three test sites are listed:

Test Site ID	Location	Distance	Action
8811	TOKYO TEMPLE JAPANET NISEI MINAMAZABU BLDG. 3F, 2-8-12 MINAMAZABU, MINATO-KU TOKYO	(~91mi)	Schedule an Exam Get Directions
8801	TOKYO JAPANET KAYABACHO TOWER 15F, 1-21-2 SHINJUKU CHUO-KU TOKYO	(~93mi)	Schedule an Exam Get Directions
8805	OSAKA JAPAN #1 NAKATSU CENTER BLD. 7F 1-11-1 NAKATSU KITA-KU OSAKA	(~186mi)	Schedule an Exam Get Directions

A map of Japan is visible on the right side of the page, showing the locations of the test sites. The bottom of the browser window shows the Windows taskbar with several open applications.

Overview of registration process



Why do I register so far in advance?

The screenshot shows the Prometric website in a Windows Internet Explorer browser window. The address bar displays <http://www.prometric.com/default.htm>. The page features the Prometric logo and the tagline "THE LEADING GLOBAL PROVIDER OF COMPREHENSIVE TESTING AND ASSESSMENT SERVICES".

The main content area is divided into several sections:

- FOR TEST TAKERS:** A section with a dropdown menu for selecting a test. The menu options include: Academic, Professional, Government & Corporate; National Board of Osteopathic Medical Examiners; National Board of Podiatric Medical Examiners; National Board of Public Health Examiners; National Board of Veterinary Medical Examiners; National Certification Program for Construction Code; Information Technology (IT); State, County and Local Government; and All.
- FOR PROMETRIC TESTING SOLUTIONS:** A section with the text "...technology-enabled test programs and assessment services" and an "ENTER" button.
- FOR NETWORK PARTNERS AND TEST CENTERS:** A section with the text "...a global network of over 5,000 test centers" and an "ENTER" button.

At the bottom of the page, there are links for "Pre-Licensing" and "Continuing Education", a "Choose a State" dropdown menu, and a search bar with "SEARCH" and "Advanced Search" buttons. The footer includes links for "For Employees", "Site Map", "Employment Opportunities", "Copyright Notices", "Terms of Use", "Privacy", and "Accessibility". Language options for "日本語" and "中文" are also present.

First time here?

The screenshot shows a Windows Internet Explorer browser window displaying the NBPHECER Online login page. The browser's address bar shows the URL <https://ssl03.cyzap.net/NBPHECEROnline/login/>. The page features the NBPHE logo (National Board of Public Health Examiners) and a navigation menu with links for CPH Exam, About NBPHE, Related Links, and Contact Us. On the left, there is a sidebar with 'NBPHECER ONLINE' and links for 'Login' and 'Register'. The main content area is titled 'Online Services - Login' and contains a login form with fields for 'Username' and 'Password', and a 'Submit' button. To the right of the form, there are two sections: 'First Time Here?' with a link to register, and 'Forgot Your Password?' with a link to have a password emailed. At the bottom of the page, the address is listed as 'NBPHE • One Oxford Centre, 501 Grant Street, Ste. 4300 • Pittsburgh, PA 15210 • 1-800-514-7560 • 1-412-255-3701'. The Windows taskbar at the bottom shows several open applications, including 'APHA 2009 - Microsoft O...', 'Abstracts and brief write...', 'Microsoft PowerPoint - [...]', and 'NBPHECER - Window...'.

NBPHE
National Board of Public Health Examiners

CPH Exam About NBPHE Related Links Contact Us

NBPHECER ONLINE
Login
Register

Online Services - Login

Login

Username

Password

First Time Here?
Please [click here](#) to register.

Forgot Your Password?
Please [click here](#) to have your password emailed to you.

NBPHE • One Oxford Centre, 501 Grant Street, Ste. 4300 • Pittsburgh, PA 15210 • 1-800-514-7560 • 1-412-255-3701

System assigns UN & PW

The screenshot shows a web browser window titled "NBPHECER T - Windows Internet Explorer". The address bar shows the URL: <http://vega.cyzap.net/dzapps/dzcap.br/apps/assess/webmembers/tool>. The page content includes the NBPHE logo and the text "National Board of Public Health Examiners". A navigation menu contains "CPH Exam", "About NBPHE", "Related Links", and "Contact Us". On the left, a sidebar lists "NBPHECER T ONLINE" with links for "Main Menu", "Register", "Contact Us", and "Logout". The main content area is titled "Create New Profile" and contains the following text:

John Snow, thank you for creating your profile with www.nbphe.org

You have been assigned the following login information:

Username: 5201
Password: Snow

Important: You need to confirm your email address.

To better protect your privacy, we encourage you to confirm ownership of your e-mail address. Within the next 5 minutes (usually instantly), you will receive an email at jsnow@test.com with the subject line: www.nbphe.org **Email Confirmation Instructions**. This email will include your login information and the instructions to complete the confirmation process.

To proceed, click [here](#) to access our online services.

Troubleshooting
If you have trouble receiving your Inbox Confirmation E-mail, try the following:

1. **Wrong Address:** Make sure that you have typed in the correct e-mail address (displayed above). You may correct any mistakes by logging-in and editing your e-mail address.
2. **Junk Mail Filter:** Make sure that the Confirmation E-mail did not get filtered into the junk mail folder of your e-mail application.
3. **Blocked by ISP:** In some cases e-mails may be accidentally blocked by anti-spam technology used by your Internet Service Provider (ISP). Contact your ISP and ask them if they are blocking e-mail sent by www.nbphe.org.
4. **Resend Email:** Click [here](#) to resend the Confirmation email to your email address.
5. **Contact Us:** If you are still unable to receive the Confirmation E-mail after three attempts, contact us for further assistance.

A blue arrow points from the "Register" link in the sidebar to the "Create New Profile" section.

Fee & eligibility automatically calculated

The screenshot shows a web browser window displaying the NBPHECER website. The browser's address bar shows the URL: http://vega.cyzap.net/dzapps/dbzap.bin/apps/assess/webmembers/tool?pFile=home&pToolCode=TAB9&pCategory1=TAB9_REGAPP&webid=nbphcert. The website header features the NBPHE logo and the text "National Board of Public Health Examiners". Below the header, there are navigation links for "CPH Exam" and "About NBPHE".

The main content area is titled "John Snow (NBPHE-IND-5201)" and contains a section for "Enter Information About Your CEPH Accredited School/Program". The text reads: "The NBPHE reminds you of the eligibility criteria for the CPH CEPH-accredited school or program of public health. Those who have completed all degree requirements, including, but not limited to, the last year of the exam. NBPHE will verify with the academic institution." Below this text is a registration form with the following fields:

- CEPH-accredited school/program * (A dropdown menu is open, showing a list of universities including American University of Beirut, Armstrong Atlantic State University, Boston University, Brigham Young University, Brooklyn College - CUNY, Brown University, California State University, Fresno, California State University, Fullerton, California State University, Long Beach, California State University, Northridge, Case Western Reserve University, Columbia University, Consortium of Eastern Ohio, Dartmouth, Dartmouth Medical School, Des Moines University, Downstate Medical Center - SUNY, Drexel University, East Carolina University, East Stroudsburg University, East Tennessee State University, East Virginia Medical School - Old Dominion Univ, Eastern Kentucky University, Emory University, Florida A&M University, Florida International University, George Washington University, Georgia State University, and Harvard University.)
- What public health degree did you earn or will you earn? * (A dropdown menu)
- Month * Year * (Two dropdown menus for selecting the month and year)
- Graduation Date * (Two dropdown menus for selecting the month and year)
- Student ID Number (A text input field)
- Name As Listed on Degree (if different than on this application) (A text input field)

Below the form, there is a statement: "I authorize NBPHE to contact all schools and programs I have attended to verify any information I have provided in this registration form. Also, I certify that the information in this registration form is current, complete, and accurate to the best of my knowledge." A "Submit" button is located below the statement.

At the bottom of the page, there are two links: "Return to Main Menu" and "Return to Previous Page".

The browser's taskbar at the bottom shows several open applications: Start, Microsoft PowerPoint, Inbox - Microsoft Outlook, Project Launch Page - Wi..., and NBPHECER - Window...

What if I no-show or forget my Scheduling Permit?

Refund Policy: The registration fee is not refundable but it is deferrable. The international exam fee is not refundable.

Can I defer to another year? Yes

Can I reschedule to a different day? Yes...

Got CPH?

Take the Exam!
Get Certified in Public Health (CPH)!
www.publichealthexam.org

Registration for 2012 exam is open
at www.publichealthexam.org



The CPH Exam is graded pass/fail



NBPHE

National Board of Public Health Examiners

2008

Certification Examination

Performance Report

Name: Examinee Name

ID Number: 20070000001

Total Test Score: 545

Decision: CERTIFIED

This report contains your total test standard score and your certified/not certified outcome obtained on the 2008 Certification Examination. The standard scores were calculated so that the mean and standard deviation for the base reference group were 500 and 100, respectively. The base reference group consisted of first-takers of the 2008 Certification Examination. A total test score of 400 or greater was required to pass the Certification Examination. Additional information on your performance on the total test and the six areas of knowledge covered by the examination is provided below.

Content Area	Your Percent Correct Score	Total Group Mean Percent Correct Score (SD)	SEM
Total Test	77	67 (7)	3
Biostatistics	78	81 (5)	3
Environmental Health Science	80	77 (5)	3
Epidemiology	72	79 (4)	2
Health Policy and Management	74	82 (7)	3
Social and Behavioral Sciences	79	80 (7)	4
Cross-cutting Competencies ¹	78	78 (8)	4

¹This content area includes communications and informatics, diversity and culture, leadership, program planning and evaluation, professionalism and ethics, public health biology and systems thinking.

Pass Rates >70%

Exam Year	Pass Rate
2008	84%
2009	74%
2010	88%
2011	86%

Register by this Thanksgiving

Registration dates	Alumni fees	Student fees
Today – Sept 30, 2011	\$400	\$400
Oct 1 – Nov 15, 2011	\$475	\$425
Nov 16 – Nov 30, 2011	\$550	\$450

CPH and Your Future

Work with our expert organizations for continuing education and professional development.

- Obtain 50 hours of continuing education every two years.
- Activities must address one of the domains tested by the exam, be scholarly, and represent diverse learning activities.
- Start reporting continuing education in the second calendar year following exam.

Purpose of Maintenance of Certification for CPH

- Being a part of a profession
- National Commission for Certifying Agencies standards for recertification
- Meet benchmarks of other health professions
- Currency: CPH professionals prevent the sanitation disasters after a disaster

CPHCE draws from Professional competencies

- Domain Areas:

- 1) Biostatistics
- 2) Environmental Health Sciences
- 3) Epidemiology
- 4) Health Policy and Management
- 5) Social and Behavioral Sciences

- Cross-Cutting Domains:

- 1) Communication and Informatics
- 2) Diversity and Culture
- 3) Leadership
- 4) Public Health Biology
- 5) Professionalism
- 6) Program Planning
- 7) Systems Thinking

Do CPHCE hours “roll over” from 1 cycle to the next?



Do CME, CNE, CECH, CVE, CLE hours count for CPHCE?


Principle #1 -
Learning activity must address one of the domains tested by the CPH exam (pre-approved or not)

ASPH Education Committee

Master's Degree in Public Health Core Competency Development Project

Version 2.3

August 2006



ASPH
ASSOCIATION OF
SCHOOLS OF
PUBLIC HEALTH

Got CPH?



**Register now for first dibs on
exam appointments
www.publichealthexam.org**

Alumni Fees (\$400- \$475 - \$550)

Student Fees (\$400- \$425 - \$450)